

# **A SYMMETRIC KEY ENCRYPTION ALGORITHM:**

# **MULTI-S01<sup>1</sup>**

An Integrity-Aware Block Encryption Based on  
Cryptographic Pseudorandom Number  
Generator

---

HITACHI, LTD.

---

<sup>1</sup> MULTI-S01 stands for “MULTImedia encryption algorithm-S01”.

***Abstract***

We propose a block-wise encryption algorithm MULTI-S01 that uses the PANAMA pseudorandom number generator (PRNG). Assuming the security of PANAMA, MULTI-S01 achieves high security of both data confidentiality and data integrity as well as high performance on software implementation and hardware implementation.

In terms of security, there are two characteristics: assuming a secure PRNG, we can guarantee information confidentiality and integrity. In addition, the attacker (without knowledge of secret key) cannot generally determine any part of actual output sequence of PRNG just by knowing known-plaintexts.

The MULTI-S01 algorithm also has two performance advantages over encryption algorithms based on block ciphers. Firstly, since PANAMA operates faster than a block cipher, the entire encryption can be done with less computational complexity with efficient  $\mathbf{F}_{2^{64}}$  multiplication than when a block cipher is used. In proposed scheme, the encryption computationally costs constant overhead calculation and computation in proportion to message length. The latter substantially costs 64-bit random number generation and a multiplication in  $\mathbf{F}_{2^{64}}$ .

Secondly, pre-computation or parallel computation of a random sequence is easy to apply with our algorithm, so additional hardware resources can satisfy the demand to very high performance.

Employing PANAMA as a PRNG, software implementations of encryption and decryption on Alpha processor perform at approximately 17.8 and 18.0 cycle/byte, respectively. For algorithm and key initialization, approximately 34,000 clocks for encryption and decryption, are required.

## Contents

<b>1. PRELIMINARIES.....</b>	<b>4</b>
1.1. EXPRESSIONS OF VARIABLES AND SYMBOLS .....	4
1.2. BYTE ORDERING IN A WORD (ENDIANESS) .....	4
1.3. OPERATION IN FINITE FIELD $\mathbf{F}_2^{64}$ .....	5
<b>2. ALGORITHM SPECIFICATION .....</b>	<b>7</b>
2.1. OVERALL STRUCTURE AND INTERFACE .....	7
2.2. FUNCTIONALITY .....	9
2.3. KEY STREAM GENERATION .....	9
2.3.1. Key Stream Generator .....	9
2.3.2. Description of PANAMA .....	10
2.4. GENERATING $A$ , $B$ , AND $S$ USING PANAMA .....	14
2.5. MIXING FUNCTION FOR ENCRYPTION .....	15
2.6. MIXING FUNCTION FOR DECRYPTION .....	16
<b>3. OPERATIONS FOR LARGE MESSAGE .....</b>	<b>18</b>
<b>REFERENCES .....</b>	<b>18</b>

# 1. Preliminaries

## 1.1. Expressions of Variables and Symbols

In this document, we define following symbols for integer operation.

$\oplus$	Bitwise exclusive-or (XOR) operation
$\otimes$	Multiplication in finite field $\mathbf{F}_2^{64}$
$+$	Arithmetic addition
$\times$	Arithmetic multiplication
OR	Bitwise logical OR operation
NOT	Bit complement
$\text{ROTL}_k(X)$	Left circular rotation in 32-bit register

$X^{(64)}$  refers to a 64-bit-long variable, called  $X$ . As for the subscripts, the number in the subscript means the index. We count the index from 1.

We define the field  $\mathbf{F}_2^{64}$  as a quotient field  $\mathbf{F}_2[X] / (f(X))$ , where  $f(X)$  is the following irreducible polynomial of degree 64:

$$f(X) = X^{64} + X^4 + X^3 + X + 1.$$

The symbol  $\lceil x \rceil$  denotes the ceiling function, the smallest integer that is larger or equal to  $x$ . For two binary strings  $A^{(64)}$  and  $B^{(64)}$ , for instance, we use a notation  $A\|B$  to represent the concatenation of two bit strings  $A$  and  $B$ .

## 1.2. Byte Ordering in a Word (Endianness)

We define the rule of byte ordering in a 64-bit word as endianness. A key, plaintext, ciphertext, redundancy data, and initial value are given and represented as byte array data. If we convert a word to four bytes or convert four bytes to a word, we adopt big-endian. For instance, if we try to store data in a byte array  $X$  into a 64-bit word array  $Y$ , then the mathematical representation of  $Y$  is:

$$Y_i^{(64)} = \sum_{j=1, \dots, 8} X_{8(i-1)+j}^{(8)} 2^{64-8j}.$$

For visual comprehension, a 64-bit register  $Y^{(64)}$  contains 8 bytes of data  $X_i^{(8)}$  in the following order:

$$Y^{(64)} = [\text{MSB}]X_1 \parallel X_2 \parallel X_3 \parallel X_4 \parallel X_5 \parallel X_6 \parallel X_7 \parallel X_8[\text{LSB}],$$

where [MSB] and [LSB] represent the positions of the most significant byte and the least significant byte, respectively.

### 1.3. Operation in Finite Field $\mathbf{F}^{64}$

MULTI-S01 uses operations in finite field  $\mathbf{F}^{64}$ . In this section, we briefly introduce some fundamentals necessary for implementation.

Addition in is very simple, because it is identical to XOR operation. In this section, we substantially introduce multiplication in  $\mathbf{F}^{64}$ . In this document, when multiplication in finite field  $\mathbf{F}^{64}$  is concerned, e.g.,  $A \otimes B$ , we associate a 64-bit value  $A$ , to a polynomial whose degree is less than 64, and whose coefficients  $a_i$  are  $a_i \in \{0,1\}$ . Here we show how to determine the associated polynomials,  $A(x)$  and  $B(x)$ .

- A bit value  $a_i \in \{0,1\}$  is defined as the  $i$ th most significant bit of  $A$ . Therefore,  $(a_1, a_2, a_3, \dots, a_{64}) = A$ . Using  $a_i$ 's, the associated polynomial is described as follows.

$$A(x) = a_1 x^{63} + a_2 x^{62} + a_3 x^{61} + \dots + a_{63} x + a_{64} = \sum_{i=1 \dots 64} a_i x^{(64-i)}$$

- Similarly, define  $b_i \in \{0,1\}$  and associate following  $B(x)$  to  $B$ .

$$(b_1, b_2, b_3, \dots, b_{64}) = B$$

$$B(x) = b_1 x^{63} + b_2 x^{62} + b_3 x^{61} + \dots + b_{63} x + b_{64} = \sum_{i=1 \dots 64} b_i x^{(64-i)}$$

For the following calculation, we introduce two expressions.  $A(x) \bmod P(x)$  denotes the modulo of  $A(x)$  divided by  $P(x)$ . In this document, we set  $P(x) = x^{64} + x^4 + x^3 + x + 1$  and obtain the result of (modular) multiplication  $C(x)$ .

$$C(x) = A(x) \times B(x) \bmod P(x)$$

All the coefficients are in modulo 2, i.e.,  $0+0=0$ ,  $0+1=1$ ,  $1+1=0$ ,  $0 \times 0=0$ ,  $0 \times 1=0$ , and  $1 \times 1=1$ . Note that these operations are associative (the same result hold for swapping operands). Therefore, addition and multiplication correspond to XOR and AND operation, respectively. As the degree of  $P(x)$  is 64, that of  $C(x)$  is at most 63, i.e., the number of terms is at most 64. The 64-bit value corresponding to the obtained polynomial  $C(x)$  is the result of multiplication.

- Determine bit sequence  $c_i = \{0,1\}$  to be the coefficient of  $x^{64-i}$ , i.e., following relation is established.

$$C(x) = c_1x^{63} + c_2x^{62} + c_3x^{61} + \dots + c_{63}x + c_{64} = \sum_{i=1 \dots 64} c_i x^{(64-i)}$$

- Determine the value of C, from  $c_i$  sequence as follows.

$$C = (c_1, c_2, c_3, \dots, c_{64})$$

### Example

We demonstrate multiplication of A and B. Followings are hexadecimal expressions of A, and B.

$$A = 01234567 \ 89abcdef,$$

$$B = fedcba98 \ 76543210.$$

These binary expressions are

$$A = 0000 \ 0001 \ 0010 \ 0011 \ 0100 \ 0101 \ 0110 \ 0111$$

$$1000 \ 1001 \ 1010 \ 1011 \ 1100 \ 1101 \ 1110 \ 1111,$$

$$B = 1111 \ 1110 \ 1101 \ 1100 \ 1011 \ 1010 \ 1001 \ 1000$$

$$0111 \ 0110 \ 0101 \ 0100 \ 0011 \ 0010 \ 0001 \ 0000.$$

The associated polynomials are

$$A(x) = x^{56} + x^{53} + x^{49} + x^{48} + x^{46} + x^{42} + x^{40} + x^{38} + x^{37} + x^{34} + x^{33} + x^{32} \\ + x^{31} + x^{27} + x^{24} + x^{23} + x^{21} + x^{19} + x^{17} + x^{16} + x^{15} + x^{14} + x^{11} + x^{10} + x^8 + x^7 + x^6 + x^5 + x^3 + x^2 + x + 1,$$

$$B(x) = x^{63} + x^{62} + x^{61} + x^{60} + x^{59} + x^{58} + x^{57} + x^{55} + x^{54} + x^{52} + x^{51} + x^{50} + x^{47} + x^{45} + x^{44} + x^{43} + x^{41} \\ + x^{39} + x^{36} + x^{35} + x^{30} + x^{29} + x^{28} + x^{26} + x^{25} + x^{22} + x^{20} + x^{18} + x^{13} + x^{12} + x^9 + x^4.$$

Let  $D(x) = A(x) \times B(x)$ . Then  $D(x)$  is

$$D(x) = A(x)x^{63} + A(x)x^{62} + A(x)x^{61} + A(x)x^{60} + A(x)x^{59} + A(x)x^{58} + A(x)x^{57} + A(x)x^{55} \\ + A(x)x^{54} + A(x)x^{52} + A(x)x^{51} + A(x)x^{50} + A(x)x^{47} + A(x)x^{45} + A(x)x^{44} + A(x)x^{43} \\ + A(x)x^{41} + A(x)x^{39} + A(x)x^{36} + A(x)x^{35} + A(x)x^{30} + A(x)x^{29} + A(x)x^{28} + A(x)x^{26} \\ + A(x)x^{25} + A(x)x^{22} + A(x)x^{20} + A(x)x^{18} + A(x)x^{13} + A(x)x^{12} + A(x)x^9 + A(x)x^4 \\ = x^{119} + x^{118} + x^{117} + x^{109} + x^{108} + x^{107} + x^{103} + x^{102} + x^{100} + x^{99} \\ + x^{94} + x^{93} + x^{91} + x^{87} + x^{83} + x^{78} + x^{76} + x^{71} + x^{69} + x^{68}$$

$$\begin{aligned}
&+x^{62}+x^{55}+x^{53}+x^{46}+x^{45}+x^{44}+x^{43}+x^{39}+x^{36}+x^{35} \\
&+x^{29}+x^{27}+x^{23}+x^{22}+x^{19}+x^{12}+x^7+x^6+x^5+x^4
\end{aligned}$$

Now we reduce the polynomial using  $P(x)$ . For simplest reduction, since  $P(x) = x^{64} + x^4 + x^3 + 1$ , replace all terms with degrees more than 64 as following polynomials.

$$\begin{aligned}
x^{64} &= x^4 + x^3 + 1 \\
x^{65} &= x^5 + x^4 + x^2 + x \\
x^{66} &= x^6 + x^5 + x^3 + x^2 \\
&\dots \\
x^{124} &= x^{64} + x^{63} + x^{61} + x^{60} = (x^4 + x^3 + 1) + x^{63} + x^{61} + x^{60} = x^{63} + x^{61} + x^{60} + x^4 + x^3 + 1 \\
x^{125} &= x \times x^{124} = x^{64} + x^{62} + x^{61} + x^5 + x^4 + x^2 + x = (x^4 + x^3 + 1) + x^{62} + x^{61} + x^5 + x^4 + x^2 + x \\
&= x^{62} + x^{61} + x^5 + x^3 + x^2 + 1 \\
x^{126} &= x \times x^{125} = x^{63} + x^{62} + x^6 + x^4 + x^3 + x.
\end{aligned}$$

Therefore we obtain the following polynomial as  $C(x)$ .

$$\begin{aligned}
C(x) &= x^{62} + x^{59} + x^{55} + x^{49} + x^{46} + x^{45} + x^{44} + x^{43} + x^{41} + x^{39} + x^{37} + x^{36} + x^{34} + x^{32} \\
&+ x^{30} + x^{28} + x^{27} + x^{26} + x^{24} + x^{23} + x^{20} + x^{18} + x^{17} + x^{16} + x^{14} + x^{13} + x^{11} + x^{10} + x^9 + x^8 + x^7 + x^5.
\end{aligned}$$

To obtain the result of multiplication, generate the bit sequence of coefficients.

$$\begin{aligned}
c &= 0100 \ 1000 \ 1000 \ 0010 \ 0111 \ 1010 \ 1011 \ 0101 \\
&\quad 0101 \ 1101 \ 1001 \ 0111 \ 0110 \ 1111 \ 1010 \ 0000 \text{ (binary expression)} \\
&= 48827ab5 \ 5d976fa0 \text{ (hexadecimal expression)}
\end{aligned}$$

## 2. Algorithm Specification

### 2.1. Overall Structure and Interface

The MULTI-S01 cipher comes out two processes: encryption and decryption. Each process of encryption and decryption consists of a key stream generator and a mixing

function. The mixing function for decryption is the inverse function of the mixing function for encryption.

The key stream generator generates a key stream,  $A$ ,  $B$  and  $S$  out of a secret key  $K$ . The length of the key stream  $B$  depends on how long message is encrypted.

The encryption algorithm takes three inputs: the  $m$ -bit message  $M$ , 64-bit redundancy data  $R$ , and secret key  $K$ . It outputs ciphertext  $C$ . These inputs are represented as byte array data, i.e.,  $M^{(8)}_i$  ( $i = 1, \dots, \lceil m/8 \rceil$ ),  $R^{(8)}_i$  ( $i = 1, \dots, 8$ ), and  $K^{(8)}_i$  ( $i = 1, \dots, 32$ ). The length of the ciphertext is  $(64 \times (\lceil m/64 \rceil + 2))$  bits stored in a byte array.

In corresponding decryption function, all three inputs, the  $c$ -bit ciphertext  $C$ , 64-bit redundancy data  $R$ , and 256-bit secret key  $K$  are given in byte array data, i.e.,  $C^{(8)}_i$  ( $i = 1, \dots, \lceil c/8 \rceil$ ),  $R^{(8)}_i$  ( $i = 1, \dots, 8$ ), and  $K^{(8)}_i$  ( $i = 1, \dots, 32$ ). The decryption function outputs either the result of decryption  $M'$ , or an integrity error signal. If former is output, the result is stored in byte array data. The encryption and decryption consist of 64-bit block-wise computations. Let  $n = \lceil m/64 \rceil + 2$  be the number of blocks. The key stream generator takes  $K$  as an input and generates a key stream  $A^{(64)}$ ,  $B$  ( $64 \times n$  bits), and  $S^{(64)}$ . The mixing function for encryption takes  $M$ ,  $R$ ,  $A$ ,  $B$  and  $S$  as inputs and generates  $C$ , while the mixing function for decryption takes  $C$ ,  $R$ ,  $A$ ,  $B$  and  $S$  as inputs and outputs either the “*reject*” signal or the resultant data  $M'$ . Figure 1 is a block diagram of the overall structure on the MULTI-S01 cipher.



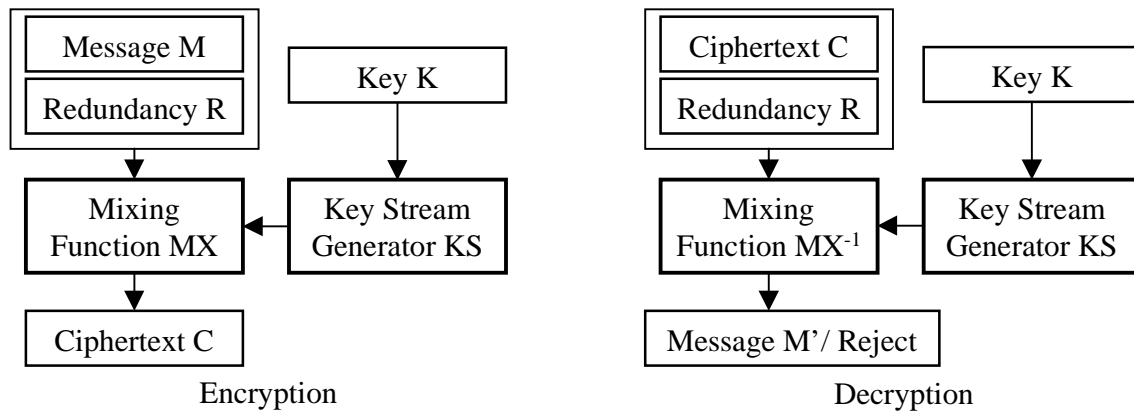


Figure 1: Overall block diagram of the MULTI-S01 cipher.

## 2.2. Functionality

If a securely generated and shared key is used, an adversary without the secret key cannot know any information about a plaintext out of the ciphertext. In addition, if the redundancy data is shared securely (but not necessarily secret), this encryption scheme also provides security of detecting malicious alteration on a ciphertext. The security of detecting alteration, in other words, guarantees that the probability of successful malicious alteration is proven to be small enough.

## 2.3. Key Stream Generation

### 2.3.1. Key Stream Generator

The key stream generator prepares the necessary pseudorandom sequences  $A$  (64 bits),  $B$  ( $64 \times n$  bits), and  $S$  (64 bits) out of the input  $K$ . The number of blocks  $n$  is defined as follows:

(Encryption)  $n = \lceil m / 64 \rceil + 2$ , where  $m$  is the number of bits in a message,

(Decryption)  $n = \lceil c / 64 \rceil$ , where  $c$  is the number of bits in a ciphertext.

For  $n$  block plaintext (namely the message data padded with random data and redundancy and stored in a 64-bit word array), an encryption uses a 64-bit non-zero pseudorandom number  $A$ , a  $(64 \times n)$ -bit pseudorandom sequence  $B$ , and 64-bit

pseudorandom number  $S$ . The followings show how to generate  $A$ ,  $B$  and  $S$ . We describe the key stream generator based on the PANAMA PRNG.

### PANAMA PRNG

#### Algorithm

**INPUT:** 256-bit seed  $K$ ,  
256-bit deviation parameter  $Q$ .  
**OUTPUT:** a 64-bit non-zero pseudorandom number  $A$ ,  
a  $(64 \times n)$ -bit pseudorandom sequence  $B$ ,  
a 64-bit pseudorandom number  $S$ .

- (1) Initialize the PRNG with seed  $K$ , and diversification parameter  $Q$ .
- (2) Generate a 64-bit-long non-zero pseudorandom number  $A$  with the PRNG.
- (3) Generate a  $(64 \times n)$ -bit pseudorandom sequence  $B$ .
- (4) Generate a 64-bit pseudorandom sequence  $S$ .

As a default PRNG, we use the PANAMA PRNG.

### 2.3.2. Description of PANAMA

PANAMA was designed by J. Daemen and C. Clapp, and is a cryptographic module that can be used both as a hash function and as a stream cipher. It consists of 32-bit primitive operations. Now, we say “1 word” in the sense that it is 32-bit. In this paper, we use PANAMA as a PRNG, that generates the key stream of MULTI-S01.

PANAMA is a cryptographic module consisting of

- $a$ : a 17-word main register (*state*),
- $b$ : a 256-word additional register (*buffer*),
- $\rho$ : a non-linear transformation of  $a$ ,
- $\lambda$ : a linear transformation of  $b$ .

The state is denoted by  $a$  and consists of 17 words  $a_0$  to  $a_{16}$ . The buffer denoted by  $b$  is a linear feedback shift register with 32 stages; each stage consists of 8 words. An 8-word stage is denoted by  $b^j$  and its words by  $b_i^j$ . Both stages and words are indexed starting from 0.

PANAMA has three usage modes: Reset mode, Push mode, and Pull mode.

#### Reset mode

In Reset mode, the state and buffer are set to 0.

**Push mode**

In Push mode, an 8-word input is applied and there is no output (see Figure 2).

**Algorithm**

**INPUT:** 8-word block  $p$ .

**OUTPUT:** no output.

(1)  $x = b^{16}$ .

(2) Update the buffer  $b$  ( $b = \lambda(b) = \lambda(b, p)$ ). ( $\lambda$  will be explained later.)).

(3) Update the state  $a$  ( $a = \rho(a) = \rho(a, p, x)$ ). ( $\lambda$  will be explained later.)).

Note that  $\rho$  uses the old positions of buffer  $b$ .

**Pull mode**

In Pull mode, there is no input and an 8-word random sequence is delivered for each round. We use Pull mode to confuse the buffer and the state again (see Figure 2.) and to generate the key stream.

**Algorithm**

**INPUT:** number of rounds  $n$ .

**OUTPUT:** pseudorandom number  $K$  (8-word).

Iterate the following operation for  $k = 0$  to  $n$ .

(1) Output  $K = (a_9, \dots, a_{16})$ .

(2)  $x = b^{16}, q = b^4$ .

(3) Update the buffer  $b$  ( $b = \lambda(b) = \lambda(b, p)$ ).

(4) Update the state  $a$  ( $a = \rho(a) = \rho(a, p, x)$ ).

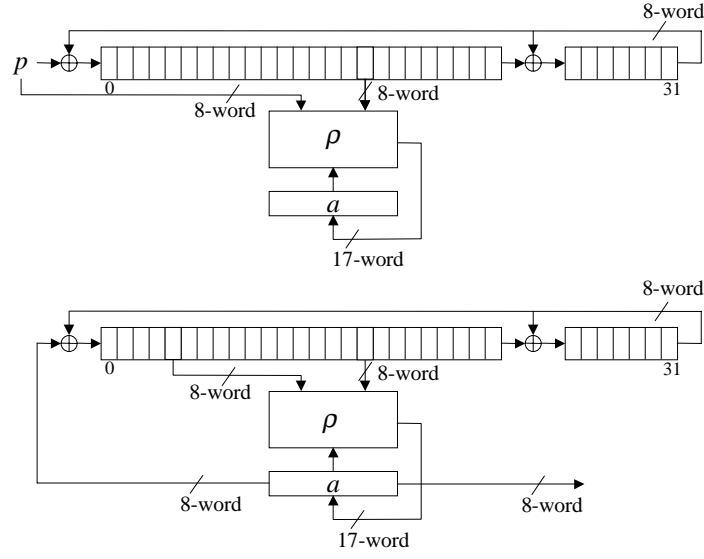


Figure 2: Push (above) and pull (below) modes of PANAMA.

### Updating of the buffer $b$

The buffer is updated as follows (see Figure 3).

#### Algorithm

We denote the updated buffer  $d$  (i.e.,  $d = \lambda(b)$ ).  $\lambda$  is described as follows.

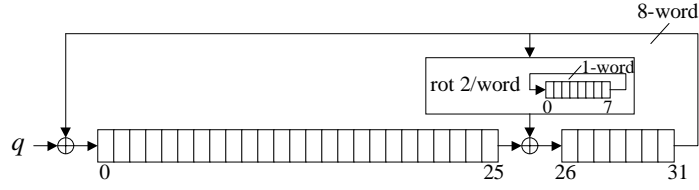
$$d^j = b^{j-1} \text{ if } j \neq 0, 25,$$

$$d^0 = b^{31} \oplus q,$$

$$d^{25}_i = b^{24}_i \oplus b^{31}_{i+2 \bmod 8} \text{ for } 0 \leq i < 8.$$

In Push mode,  $q$  is the input block  $p$ . In Pull mode, it is part of the state  $a$  given by

$$q_i = a_{i+1} \text{ for } 0 \leq i < 8.$$

Figure 3: The buffer updating transformation  $\lambda$ .

### Non-linear transformation $\rho$

The transformation of state  $a$  is composed of four transformations  $\gamma$ ,  $\pi$ ,  $\theta$ , and  $\sigma$  (see Figure 4).

$$\rho(a) = \sigma(\theta(\pi(\gamma(a)))).$$

$\gamma$  is a non-linear transformation defined by:

$$\gamma(a_i) = a_i \oplus (a_{i+1} \text{ OR } (\text{NOT } a_{i+2})), 0 \leq i < 17.$$

$\pi$  consists of a permutation of word positions and 32-bit left rotations. Let  $\text{ROT}_k$  denote a rotation over  $k$  positions from LSB to MSB. Then we have:

$$\pi(a_i) = \text{ROT}_{i(i+1)/2 \bmod 32} (a_{7i \bmod 17}) \text{ for } 0 \leq i < 17.$$

$\theta$  is a linear transformation defined by:

$$c_i = a_i \oplus a_{i+1} \oplus a_{i+4} \text{ for } 0 \leq i < 17.$$

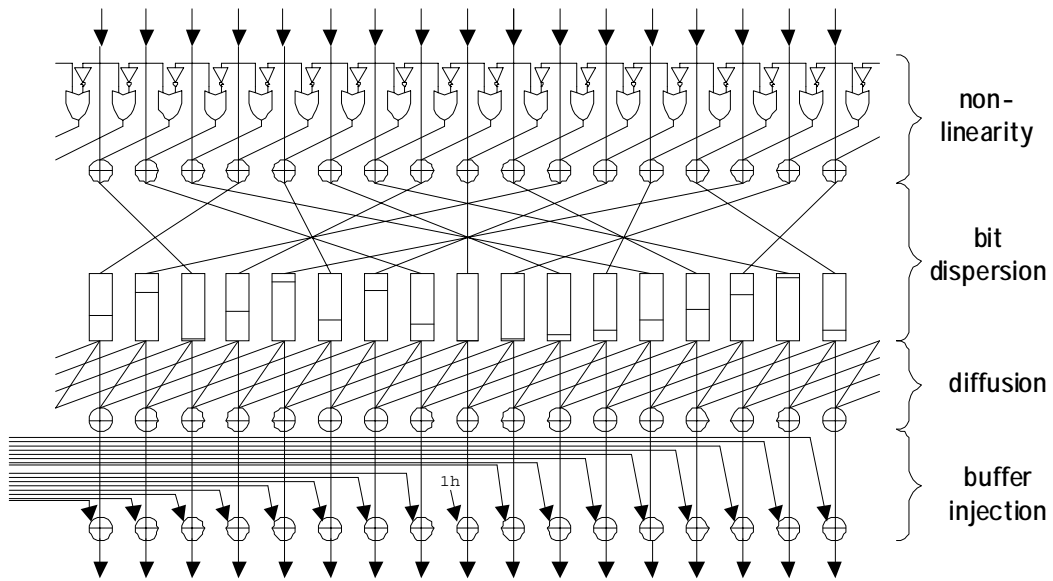
The transformation  $\sigma$  corresponds to the bit-wise addition of buffer and input words. It is given by:

$$\sigma(a_0) = a_0 \oplus 1,$$

$$\sigma(a_{i+1}) = a_{i+1} \oplus l_i, 0 \leq i < 8,$$

$$\sigma(a_{i+9}) = a_{i+9} \oplus b^{16}_i, 0 \leq i < 8.$$

In Push mode  $l$  is the input words  $p$ , and in Pull mode  $l$  is  $b^4$ .

Figure 4: Non-linear transformation  $\rho$ .

## 2.4. Generating $A$ , $B$ , and $S$ using PANAMA

In this section, we define the way to generate  $A$ ,  $B$ , and  $S$  using PANAMA PRNG. Let  $n$  be the number of blocks (64 bits) in  $B$ . Use of the deviation parameter  $Q$  is mentioned afterwards.

### Sequence Generation

- Input: Secret key  $K$  (256 bits)  
 Deviation parameter (256 bits)  
 Output: Key stream  $A$  (64 bits),  $B$  (64n bits), and  $S$  (64 bits)  
 Step 1: Initialize PANAMA and input  $K$  and  $Q$ ,  
 Step 2: Let  $A$  be the first 64 bit output,  
 Step 3: If  $A = 0$ , then do Step 2 again,  
 Step 4: Let  $B$  be the following 64n bit output sequence,  
 Step 5: Let  $S$  be the following 64 bit output.

### Use and Remark of Deviation Parameter $Q$

In MULTI-S01 cipher, the deviation parameter of Panama is used for these purposes.

Parallel Computation: Generation of key stream is assigned to plural processors according to the deviation parameter.

Resynchronization: Update the  $Q$  parameter for Panama so that the decryptor can recover synchronization.

Operations for very long messages: We mention about it at Chapter 3.

The deviation parameter  $Q$  must not be secret nor randomly chosen. However it must be shared between the encryption and the decryption. For other remark, whenever the encryption begins, the encryption must use the *flesh* key stream that has never appeared before. In other words, one may not use the same pair of  $(K, Q)$  for different combination of message and redundancy.

## 2.5. Mixing Function for Encryption

The mixing function for encryption consists of two parts: data padding and data mixing. Data padding generates the  $P$  ( $64 \times n$ )-bit intermediate value, out of  $M$ ,  $S$  and  $R$ . Data mixing generates  $C$  out of  $P$ ,  $A$ , and  $B$ .

Data padding takes  $m$ -bit plaintext, 64-bit redundancy data and secret padding data. Former two data are given as a byte sequence  $M^{(8)}_i$ , ( $i = 1, \dots, \lceil m / 8 \rceil$ ), and redundancy data  $R^{(8)}_i$  ( $i = 1, \dots, 8$ ). These are used to generate the intermediate value stored as a 64-bit word array  $P^{(64)}_i$  ( $i = 1, \dots, n$ ). The 64-bit word array  $P^{(64)}$  is assigned as follows:

$$P^{(64)}_i = \sum_{j=1, \dots, 8} M^{(8)}_{8(i-1)+j} 2^{64-8j} \quad (i = 1, \dots, n-2),$$

$$P^{(64)}_{n-1} = S,$$

$$P^{(64)}_n = \sum_{j=1, \dots, 8} R^{(8)}_j 2^{64-8j}.$$

Similarly, the initial feedback value  $F^{(64)}_0$  is set as follows:

$$F^{(64)}_0 = 0.$$

In data mixing, ciphertext  $C^{(64)}_i$  ( $i = 1, \dots, n$ ) is generated out of  $P_i$ ,  $A$ , and  $B_i$  with the following equations:

$$F^{(64)}_i = P^{(64)}_i \oplus B^{(64)}_i,$$

$$C'^{(64)}_i = (F^{(64)}_i \otimes A^{(64)}) \oplus F^{(64)}_{i-1} \quad (i = 1, \dots, n).$$

The ciphertext  $C$  is the result of converting the 64-bit word array  $C'$  to the byte array. The encryption is depicted in Figure 5.

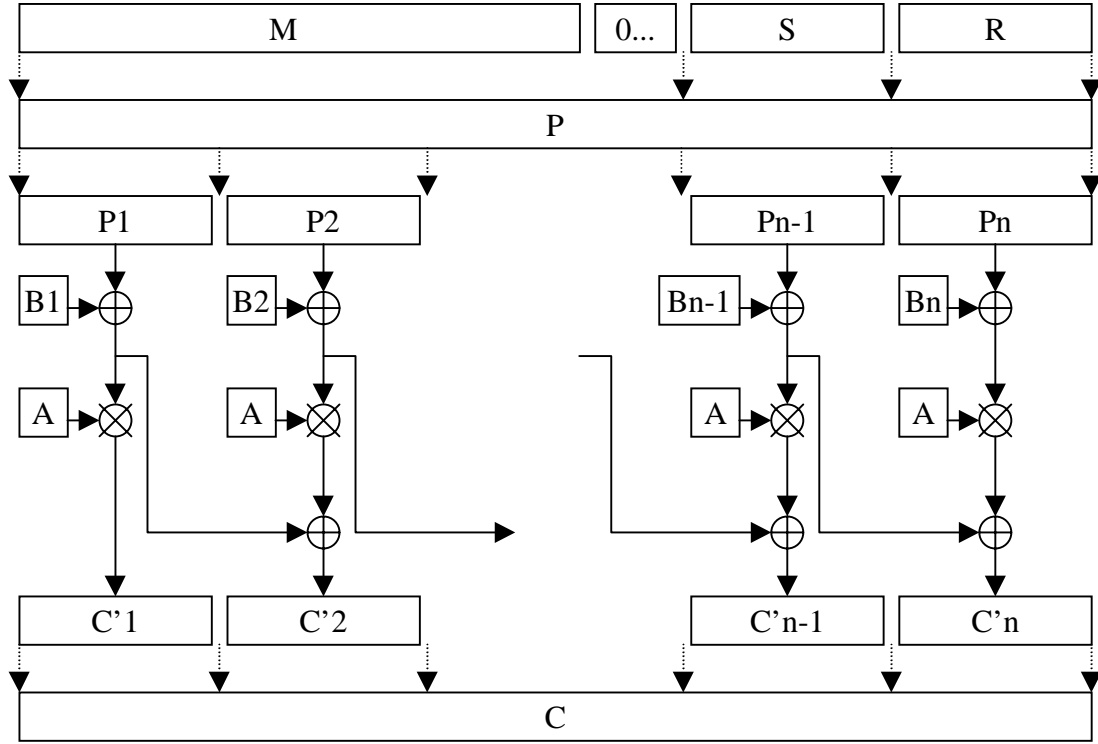


Figure 5: Mixing function for encryption.

## 2.6. Mixing Function for Decryption

The mixing function for decryption consists of two parts: data unmixing and integrity checking. Data unmixing generates an intermediate value  $P$  out of  $C$ ,  $A$ , and  $B$ . Integrity checking outputs a “*reject*” signal or message  $M'$  according to check of data  $P$ ,  $S$ , and  $R^{(8)}_i$ .

The unmixing part initially converts the byte data array  $C^{(8)}_i$  to a 64-bit word array  $C'^{(64)}_i$  ( $i = 1, \dots, n$ , where  $n$  is the size of the array  $C'^{(64)}$ ), respectively, and generates  $P^{(64)}_i$  out of  $A^{(64)}$ ,  $B^{(64)}_i$ , and  $C'^{(64)}_i$  with the following equations:



$$\begin{aligned}
F^{(64)}_0 &= 0, \\
F^{(64)}_i &= (C'^{(64)}_i \oplus F^{(64)}_{i-1}) \otimes (A^{(64)})^{-1} \quad (i = 1, \dots, n), \\
P'^{(64)}_i &= F^{(64)}_i \oplus B^{(64)}_i \quad (i = 1, \dots, n).
\end{aligned}$$

At the integrity checking part,  $P'^{(64)}_i$  ( $i = 1, \dots, n$ ) is divided as follows:

$$\begin{aligned}
M'^{(64)}_i &= P'^{(64)}_i \quad (i = 1, \dots, n-2), \\
S'^{(64)} &= P'^{(64)}_{n-1}, \\
R'^{(64)} &= P'^{(64)}_n.
\end{aligned}$$

$R^{(64)}$  denotes the result of converting  $R^{(8)}$  to a 64-bit value. Only if both  $S^{(64)} = S'^{(64)}$  and  $R^{(64)} = R'^{(64)}$  hold, the integrity checking part outputs the byte array of the message, the result of converting  $M'^{(64)}_i$ . Otherwise, this part outputs a “*reject*” signal. Figure 6 shows decryption.

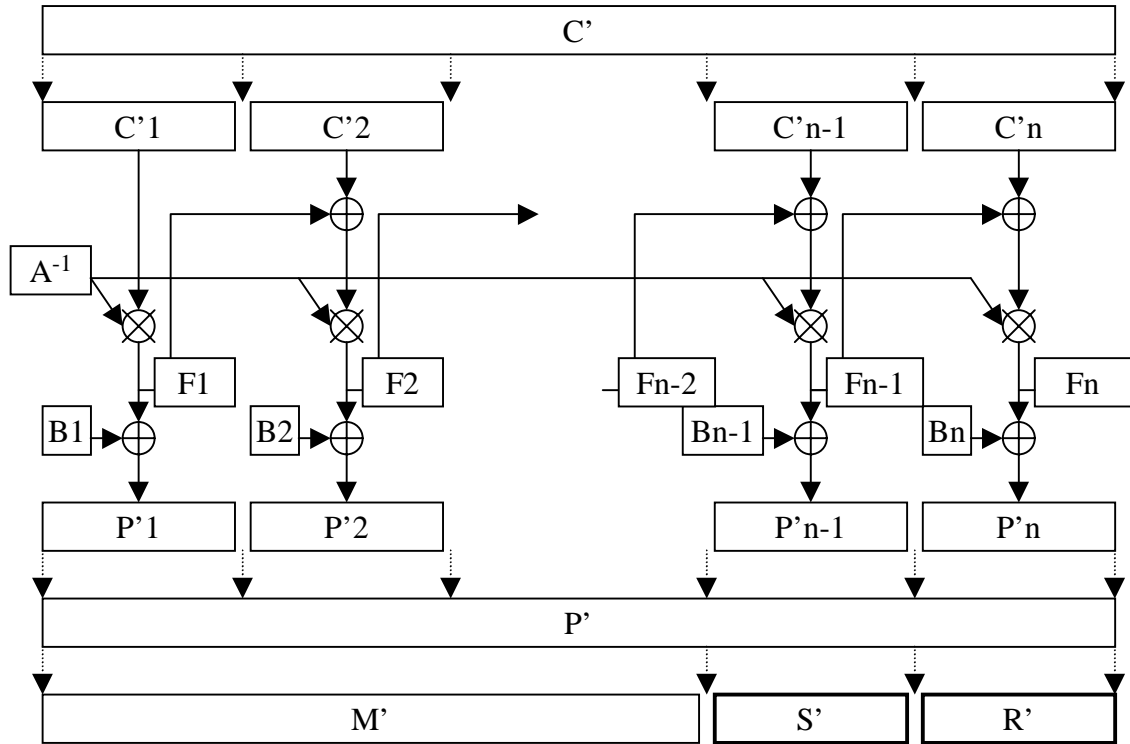


Figure 6: Mixing function for decryption.

### 3. Operations for Large Message

For messages larger than  $2^{32}$  blocks, one divides the long message into large blocks of  $(2^{38}-128)$  bits in length and encrypts each large block individually. Note that for each large block, one must use different deviation parameter for PANAMA key stream generation so that different key streams are generated for each large block.

Let  $\mathbf{M-S01}(K, Q, R, M)$  be the encryption function with  $K$ ,  $Q$ ,  $R$ , and  $M$ . If a long message  $\mu$  is encrypted, one divides into  $2^{38}-128$ -bit blocks,  $\mu_1, \mu_2, \mu_3, \dots, \mu_k$ . The ciphertext  $C$  for  $K$  is

$$C = \mathbf{M-S01}(K, 0, 0, \mu_1) \parallel \mathbf{M-S01}(K, 1, 1, \mu_2) \parallel \dots \parallel \mathbf{M-S01}(K, k, k, \mu_k)$$

## References

- [1] Schroepel, R., Orman, H., O'Malley, S., Spatscheck, O., "Fast Key Exchange with Elliptic Curve Systems," *Advances in Cryptology—CRYPTO'95, LNCS Vol.963, Springer-Verlag*, 1995.