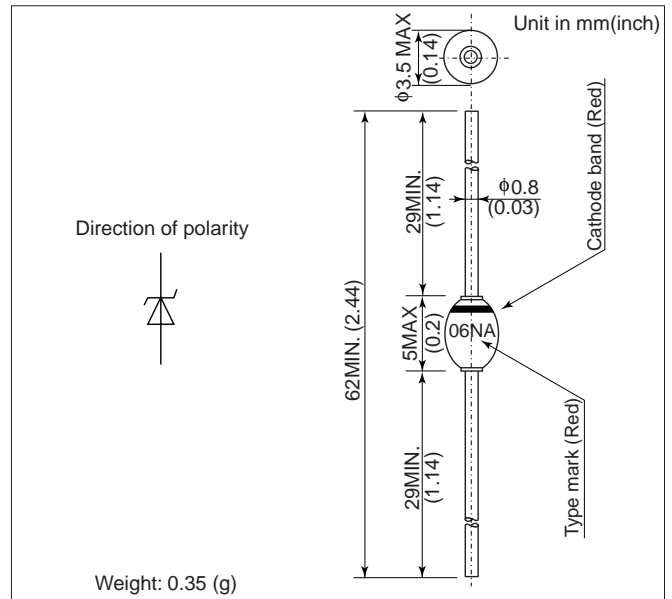


FEATURES

- For stabilized power supply.
- Diffused-junction. Glass passivated and encapsulated.

OUTLINE DRAWING



ABSOLUTE MAXIMUM RATINGS

Items	Symbols	Units	Ratings
Permissible Power Dissipation	P	W	1.0
Operating Junction Temperature	T_j	$^{\circ}\text{C}$	-40 ~ +150
Storage Temperature	T_{stg}	$^{\circ}\text{C}$	-40 ~ +150
Maximum Permissible Current	I_{ZM}	mA	Refer to characteristics column
Non-Repetitive Peak Reverse One-Cycle Dissipation	P_{RSM}	Wp	80

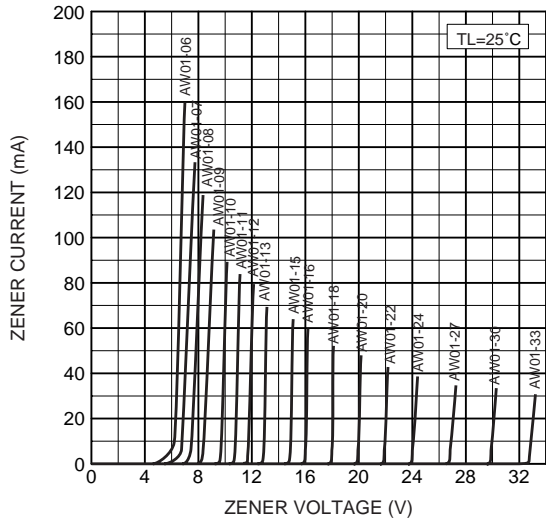
- Notes (1) Lead mounting : Lead temperature 300 $^{\circ}\text{C}$ max. to 3.2mm from body for 5sec. max..
 (2) Mechanical strength : Bending 90 $^{\circ}$ \times 2 cycles or 180 $^{\circ}$ \times 1 cycle, Tensile 2kg, Twist 90 $^{\circ}$ \times 1 cycle.

CHARACTERISTICS($T_L=25^{\circ}\text{C}$)

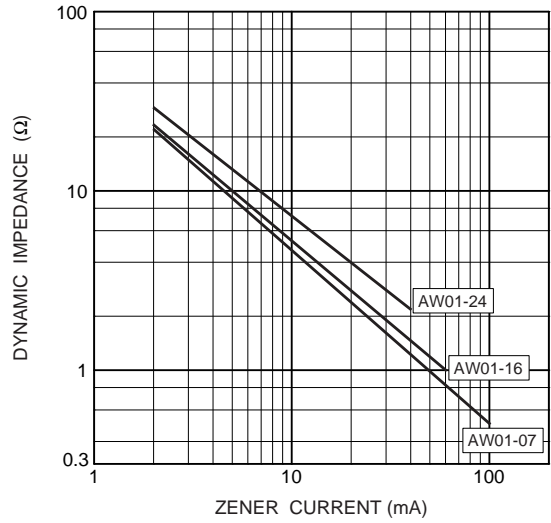
Type	Characteristics				Maximum Permissible Current (TL=100 $^{\circ}\text{C}$) (L=10mm) I_{ZM} (mA)	Typical Zener Voltage Temperature Coefficient γ_Z (%/ $^{\circ}\text{C}$)
	Zener Voltage V_Z (V)		Maximum Dynamic Impedance Z_z (ohm)	Test Current I_Z (mA)		
	Minimum	Maximum				
AW01-06	5.2	6.8	9	60	160	0.025
AW01-07	6.2	7.9	7	25	135	0.035
AW01-08	7.7	8.7	3	25	120	0.045
AW01-09	8.5	9.6	3	25	105	0.053
AW01-10	9.4	10.6	5	25	95	0.058
AW01-11	10.4	11.6	5	25	85	0.063
AW01-12	11.4	12.7	8	25	75	0.065
AW01-13	12.4	14.1	8	25	70	0.068
AW01-15	13.5	15.6	12	15	65	0.072
AW01-16	15.3	17.1	12	15	60	0.074
AW01-18	16.8	19.1	15	15	52	0.076
AW01-20	18.8	21.2	15	15	48	0.078
AW01-22	20.8	23.3	15	15	43	0.080
AW01-24	22.7	25.6	15	10	40	0.081
AW01-27	25.1	28.9	15	10	35	0.082
AW01-30	28.0	32.0	15	10	32	0.083
AW01-33	31.0	35.0	15	10	30	0.084

AW01

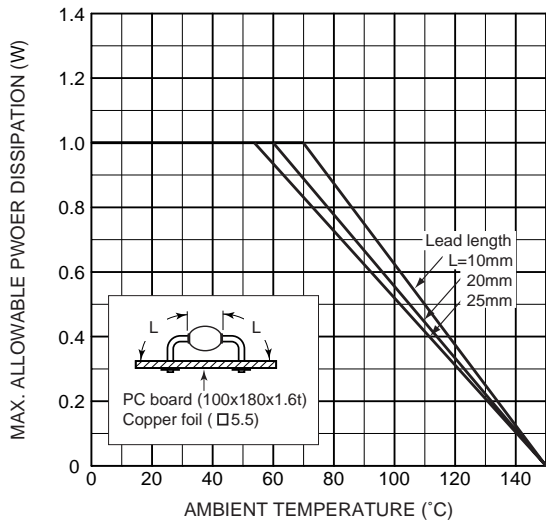
Typical zener characteristics



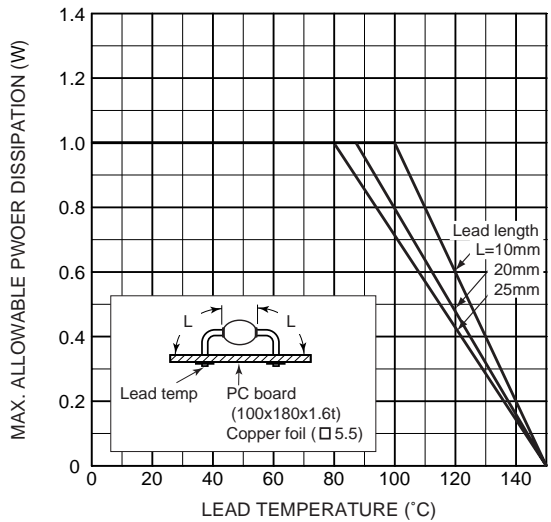
Typical dynamic impedance vs. zener current



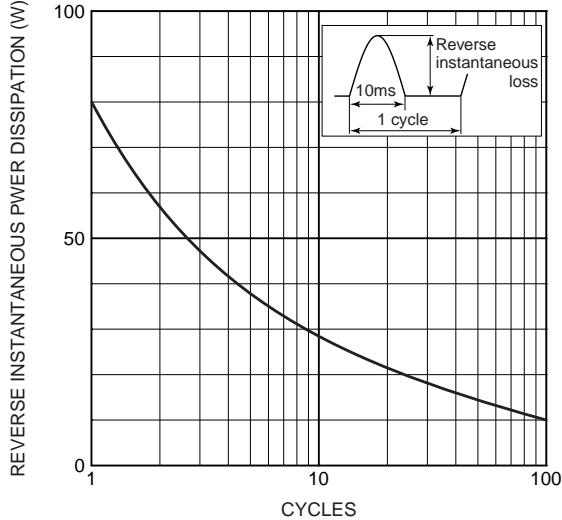
Max. allowable power dissipation vs. ambient temperature



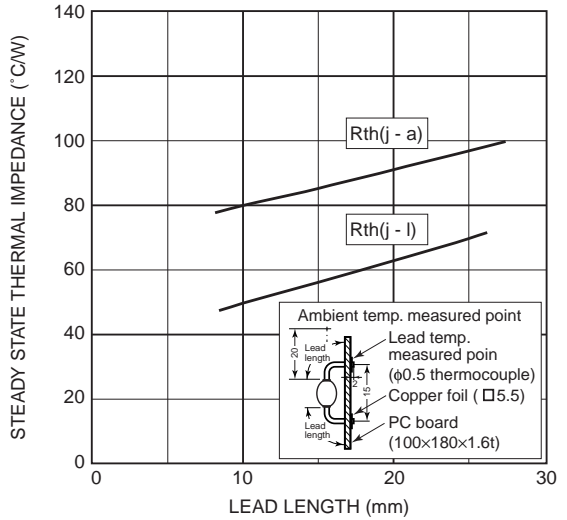
Max. allowable power dissipation vs. lead temperature



Reverse power characteristic (Non-repetitive)

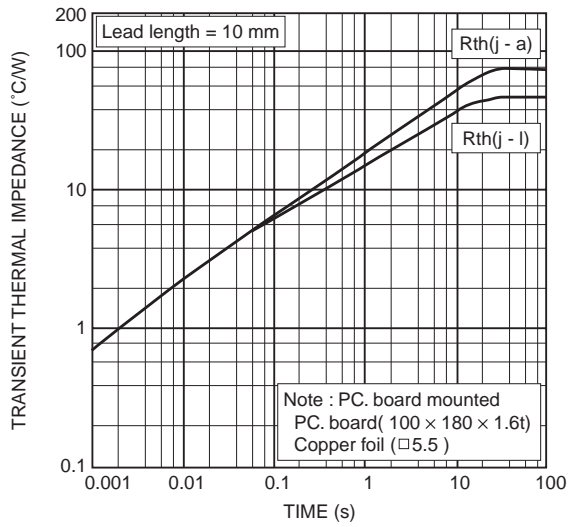


Steady state thermal impedance

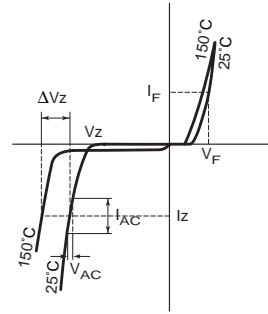


AW01

Transient thermal impedance



Definition of zener characteristics



- ΔV_Z : Zener voltage change
 - V_Z : Zener voltage (Test current I_Z)
 - I_Z : Test current
 - Z_Z : Dynamic impedance = V_{AC} / I_{AC}
 - I_F : Forward current
 - V_F : Forward voltage drop
 - γ_Z : Zener voltage average temperature coefficients
- $$= \frac{\Delta V_Z}{V_Z} \times \frac{1}{(150-25)} \times 100$$

HITACHI POWER SEMICONDUCTORS

Notices

1. The information given herein, including the specifications and dimensions, is subject to change without prior notice to improve product characteristics. Before ordering, purchasers are advised to contact Hitachi sales department for the latest version of this data sheets.
2. Please be sure to read "Precautions for Safe Use and Notices" in the individual brochure before use.
3. In cases where extremely high reliability is required (such as use in nuclear power control, aerospace and aviation, traffic equipment, life-support-related medical equipment, fuel control equipment and various kinds of safety equipment), safety should be ensured by using semiconductor devices that feature assured safety or by means of users' fail-safe precautions or other arrangement. Or consult Hitachi's sales department staff.
4. In no event shall Hitachi be liable for any damages that may result from an accident or any other cause during operation of the user's units according to this data sheets. Hitachi assumes no responsibility for any intellectual property claims or any other problems that may result from applications of information, products or circuits described in this data sheets.
5. In no event shall Hitachi be liable for any failure in a semiconductor device or any secondary damage resulting from use at a value exceeding the absolute maximum rating.
6. No license is granted by this data sheets under any patents or other rights of any third party or Hitachi, Ltd.
7. This data sheets may not be reproduced or duplicated, in any form, in whole or in part , without the expressed written permission of Hitachi, Ltd.
8. The products (technologies) described in this data sheets are not to be provided to any party whose purpose in their application will hinder maintenance of international peace and safety not are they to be applied to that purpose by their direct purchasers or any third party. When exporting these products (technologies), the necessary procedures are to be taken in accordance with related laws and regulations.

- For inquiries relating to the products, please contact nearest overseas representatives which is located "Inquiry" portion on the top page of a home page.

Hitachi power semiconductor home page address <http://www.hitachi.co.jp/products/power/pse/>

HITACHI