

Client asset information is comprehensively monitored to take preventive measures against security threats

HITACHI
Inspire the Next

Client Security Control



Administrators are constantly concerned about client security solutions. A security miss for even a single client computer can affect and possibly damage an entire system.

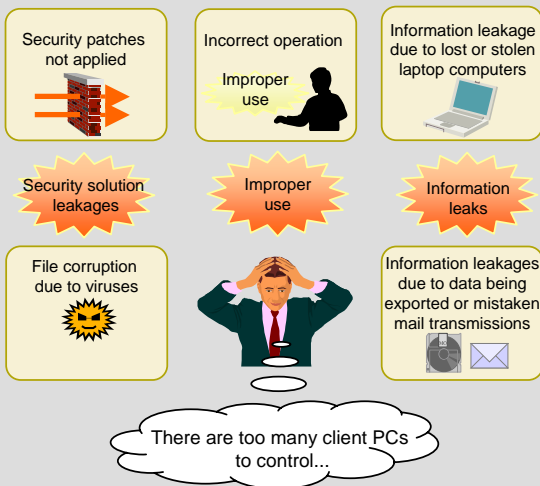
We solve administrators' concerns regarding client security solutions.



JP1 Client Security Strengthened Solutions unifies management of client asset information, comprehensively monitors security solution conditions, and takes preventative measures against security threats.

Client Security Solutions

Security threats in your business environment



Client security solutions that use JP1

JP1/Client Security Control

To keep the entire system secure, all necessary actions are implemented in accordance with security policies. The burden of security solutions on system operation and management is reduced.

JP1/Asset Information Manager

All IT assets on a corporate information system can be uniformly and efficiently managed, and assets for which security solutions have not yet been applied can be extracted easily.

JP1/SD

JP1/SD ensures that software such as virus patches, security patches, and software that prevents information leakage is properly distributed to users without requiring cumbersome user operations. In addition, incorrect user operations can be detected and stopped by warning users to refrain from such operations. If problems occur, investigating them is easily facilitated.

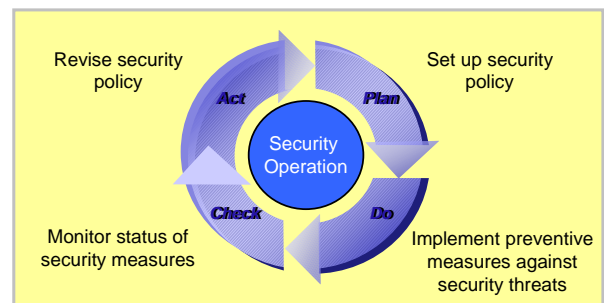
To comprehensively protect important systems requires an efficient management that follows the "Plan-Do-Check-Act (PDCA)" cycle.

Client security can be efficiently managed by following a PDCA cycle for security solutions

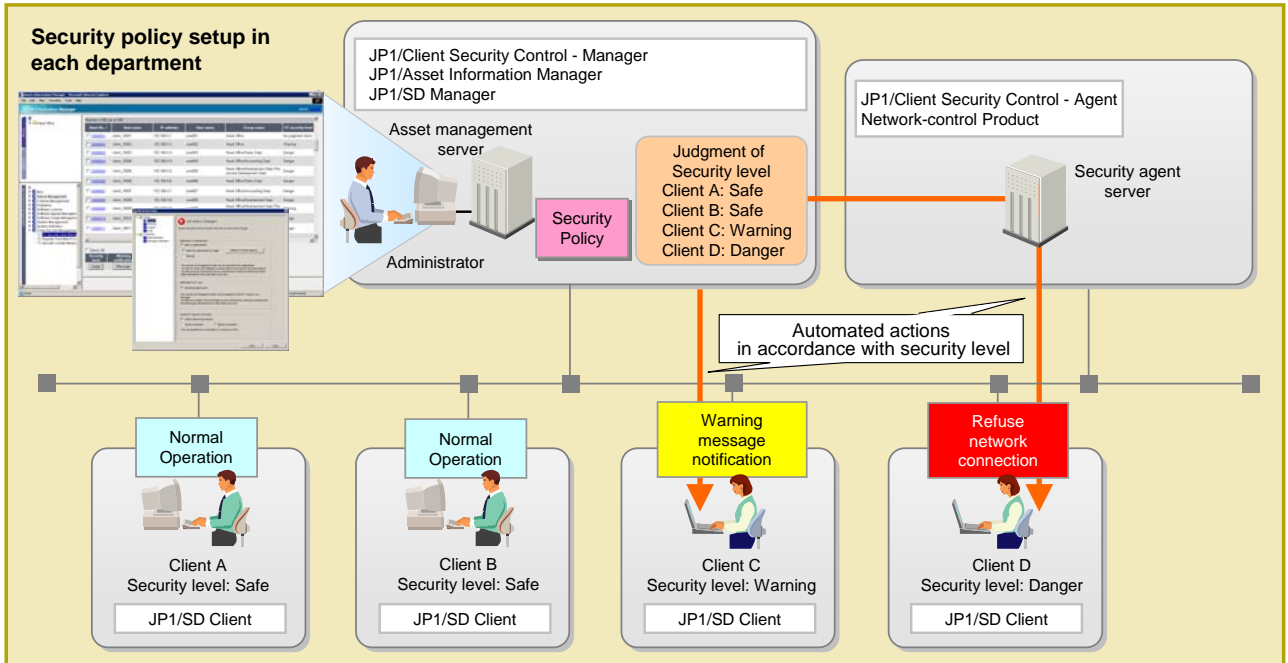


Ensure the security level of client PCs
Stop improper use of client PCs
Prevent information leaks
Eliminate vulnerable client PCs

PDCA cycle of security measures



**Client security can be efficiently managed by following the PDCA cycle.
Secure the entire system by taking preventive measures against security threats.**



Set up security policies (Plan)

Set up security policies based on the security strategy of the organization, in order to take preventive measures against various security threats. Examples of security policies are:

- Unpatched Windows® update program
- Non-installed anti-virus software
- Non-updated virus definitions
- Resident / non-resident of anti-virus products
- Installation of prohibited software
- Non-installation of required software
- User defined policies (auto-logon, screen saver, etc.)

Implement preventive measures against security threats (Do)

When a client that needs security measures is detected, actions appropriate to the security level are automatically implemented. Examples of solutions for security threats are:

- A warning message notifies a user who is attempting to install improper software
- Administrators are notified by email of judgment results regarding client security levels
- Clients with low security levels are automatically removed from the network through linkage to network-control products
- User defined actions (execute command, bat file, etc.)

Monitor status of security measures (Check)

The statuses of security measures are comprehensively monitored by means of integrated management of clients asset information. Search for clients matching conditions specified by the system administrator and check the details of each client's security level.

Revise security policy (Act)

If new security threats and vulnerabilities occur, or the organization changes, reconfigure the security policy and make sure the entire system maintains a specified security level.

Required Products

Product Name
JP1/Client Security Control - Manager
JP1/Asset Information Manager
JP1/SD Manager
JP1/Client Security Control - Agent
JP1/SD Client

Inquiries about these products

Feel free to contact us regarding these products:

Information service

Further information about JP1 can be found online at:

<http://www.hitachi.co.jp/jp1-e>

JP1 is an acronym for Job Management Partner 1.

The company and product names in this document are trademarks or registered trademarks of their respective companies.